MECHANICAL UPGRADES FOR:

HAGERMAN HIGH SCHOOL

150 E Lake St W, Hagerman, ID 83332

SHEET INDEX	
Sheet Number	Sheet Name
A0-0	TITLE SHEET
A2-0	OVERALL FLOOR PLAN
M1-1	EAST MECHANICAL FLOOR PLAN
M1-2	WEST MECHANICAL FLOOR PLAN
M2-1	MECHANICAL SCHEDULES

GENERAL NOTES:

1. ALL WORK SHALL MEET CURRENT ADOPTED STATE, LOCAL CODES, ORDINANCES, & 2018 IBC
2. ALL MECHANICAL, ELECTRICAL, & PLUMBING WORK SHALL MEET ALL CURRENT APPLICABLE STATE & LOCAL CODES.
3. ALL UTILITIES SHALL BE PROPERLY IDENTIFIED & LOCATED BEFORE WORK BEGINS ON PROJECT.
4. CONTRACTOR SHALL VERIFY ALL CONDITIONS & DIMENSIONS AT THE JOB SITE & NOTIFY THE ARCHITECT OF ANY DIMENSIONAL ERRORS, OMISSIONS, OR DISCREPANCIES BEFORE BEGINING OR FABRICATING ANY WORK.
5. DO NOT SCALE DRAWINGS.
6. ALL DOOR HANDLES SHALL BE LEVER TYPE, ALL DOOR HARDWARE SHALL BE A.D.A COMPLIANT AS PER CURRENT ANSI 117.1
7. AT MAIN ENTRANCE DOOR SHALL HAVE SINGLE ACTION LOCKING DEVICE &/ OR SIGNED "THIS DOOR TO REMAIN UNLOCKED WHEN BUILDING IS OCCUPIED."

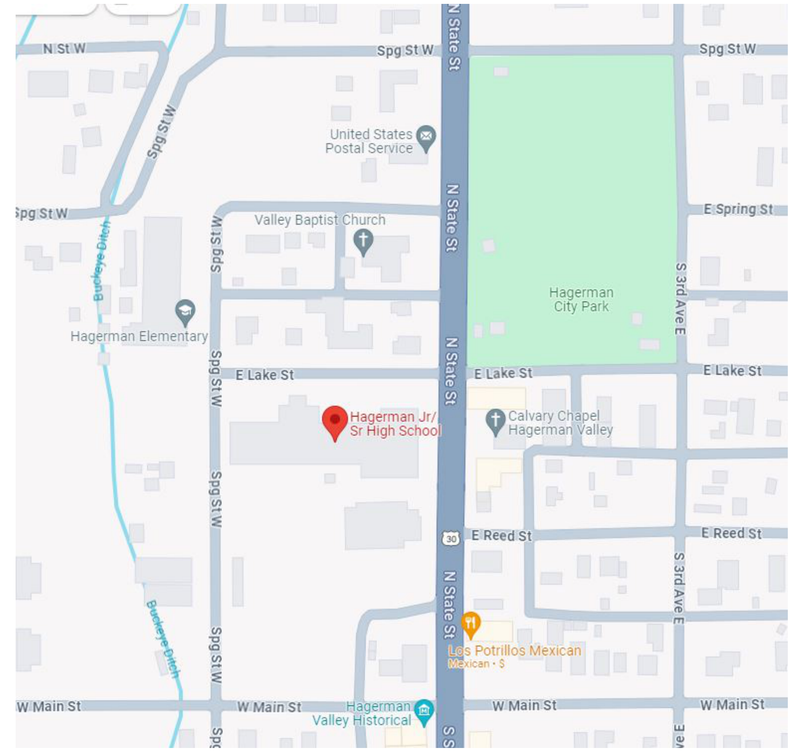

ABBREVIATIONS

AC	ACOUSTICAL CEILING	DIA	DIAMETER	GYP BD	GYPSUM BOARD	PL	PLATE, PLASTIC LAMINATE	T	THREAD
ADJ	ADJUSTABLE - ADJACENT	DIM	DIMENSION	HB	HOSE BIB	P-LAM	PLASTIC LAMINATE	TBB	TILE BACKER BOARD
AFF	ABOVE FINISH FLOOR	DF	DRINKING FOUNTAIN	HC	HANDICAPPED	PLWD	PLYWOOD	T&G	TONGUE AND GROOVE
AL	ALUMINUM	DP	DEEP	HDR	HEADER	PNL	PANEL	TO	TO OF
ALT	ALTERNATE	DR	DOOR	HM	HOLLOW METAL	PORC. TILE	PORCELAIN TILE	TOW	TOP OF WALL
ANOD	ANODIZED	DS	DOWNSPOUT	HORIZ	HORIZONTAL	PR	PAIR	TPD	TOILET PAPER DISPENSER
AP	ACOUSTICAL WALL PANEL	DWG	DRAWING	HT	HEIGHT	PSF	POUNDS PER SQUARE FOOT	TSCD	TOILET SEAT COVER DISPENSER
APPROX	APPROXIMATE	E	EAST	HVAC	HEATING/VENTILATING/	PSI	POUNDS PER SQUARE INCH	TT	TIRE TREAD
ARCH	ARCHITECT (-URAL)	(E)	EXISTING		AIR CONDITIONING	PT	PAINT, PRESSURE TREATED	TYP	TYPICAL
AW	ACOUSTICAL WALL	EA	EACH	ILO	IN LIEU OF	PTD	PAPER TOWEL DISPENSER	UNO	UNLESS NOTED OTHERWISE
AWF	ACOUSTICAL WALL FABRIC	EJ	EXPANSION JOINT	INSUL	INSULATION	QT	QUARTZ TILE	U/S	UNDERSIDE
BLDG	BUILDING	EL	ELEVATION	INT	INTERIOR	R	RISER, RADIUS	VB	VAPOR BARRIER
BM	BEAM	ELEC	ECLECTRIC (-AL)	JNT	JOINT	RB	RESILIENT BASE	VCT	VINYL COMPOSITION TILE
BOD	BOTTOM OF DECK	EP	ENAMEL PAINT	KD	KNOCK DOWN	RD	ROOF DRAIN	VERT	VERTICAL
BOT	BOTTOM	EQ	EQUAL	LAV	LAVATORY	RO	ROUGH OPENING	VGF	VINYL GYM FLOORING
BTWN	BETWEEN	EW	EACH WAY	MCFP	MULTI-COLORED FINISH	RR	RESTROOM	VIF	VINYL INDUSTRIAL FLOORING
CB	CATCH BASIN	EXG	EXISTING		PAINT SYSTEM	RSF	RUBBER SHEET FLOORING	VR	VAPOR RETARDER
CBT	CABINET	EXP	EXPANSION	MDO	MEDIUM DENSITY	S	SOUTH	VT	VINYL TILE
CG	CORNER GUARD	EXT	EXTERIOR		OVERLAY PLYWOOD	SC	SOLID CORE	VWF	VINYL WALL FABRIC
CJ	CONTROL JOINT	FA	FIRE ALARM	MECH	MECHANIC (-AL)	SCU	STRUCTURAL CLAY UNIT	W	WEST
CL	CENTERLINE	FD	FLOOR DRAIN	MFR	MANUFACTURE (-R)	SD	SOAP DISPENSER	W/C	WATER CLOSET
CLG	CEILING	FE	FIRE EXTINGUISHER	MIN	MINIMUM	SDSV	STATIC DISIPATIVE SHEET VINYL	WD	WOOD
CLR	CLEAR (-ANCE)	FEC	FIRE EXTINGUISHER CABINET	MISC	MISCELLANEOUS	SF	SPECIALTY FINISH	W/D	WASHER & DRYER
CMT	CERAMIC MOSAIC TILE	FF	FACTORY FINISH, FINISH FLOOR	MRGB	MOISTURE RESISTANT	SFGL	SAFETY GLASS	WDO	WINDOW
CMU	CONCRETE MASONRY UNIT	FIN	FINISH (-ED)		GYPSUM BOARD	SHTG	SHEATHING	WF	WALL FABRIC
CO	CLEAN OUT	FLR	FLOOR (-ING)	MTL	METAL	SIM	SIMILAR	WFV	WOOD FACE VENEER
COL	COLUMN	FND	FOUNDATION	N	NORTH	SL	SLOPE	WG	WIRE GUARD
CONC	CONCRETE	FOC	FACE OF CONCRETE	(N)	NEW	SND	SANITARY NAPKIN DISPENSER	WGL	WIRED GLASS
CONT	CONTINUOUS, CONTINUE	FRP	FIBERGLASS REINFORCED	NA, N/A	NOT APPLICABLE	SP	SPACE (-S)	WM	WIRE MESH
CORR	CORRIDOR		PLASTIC PANEL	NIC	NOT IN CONTRACT	SPEC	SPECIFICATION	W/O	WITHOUT
CP	CARPET	FRVR	FLAME RESISTANT VAPOR BARRIER	NDU	SANITARY NAPKIN	SQ	SQUARE	WOC	WALK-OFF CARPET
CS	CONCRETE SLAB, SEALED	FT	FOOT, FEET		DISPOSAL UNIT	S/S	STAINLESS STEEL	WP	WATERPROOFING
CT	CERAMIC TILE	FTG	FOOTING	NOM	NOMINAL	ST	STAIN	WPS	WALL PROTECTION SYSTEM
CTJ	CONTROL JOINT	FWC	FABRIC WALL COVERING	NTS	NOT TO SCALE	STL	STEEL	WR	WATER RESISTANT
CTR	COUNTER (-TOP)	GA	GAUGE	OC	ON CENTER	STR	STRUCTURE (-AL)	WRGB	WATER RESISTANT GYPSUM
DBL	DOUBLE	GALV	GALVANIZED	OD	OUTSIDE DIAMETER	STRG	STORAGE		WALLBOARD
DET	DETAIL	GH	GARMENT HOOK	OPP	OPPOSITE	SV	SHEET VINYL FLOORING	WWF	WELDED WIRE FABRIC
		GMM	GLASS MESH MORTAR BOARD	PCMU	PRE-FACED CMU			W/	WITH

LICENSED ARCHITECT AR-985708
R. COLBY RICKS STATE OF IDAHO
11-13-23

DATE

MECHANICAL UPGRADES FOR:
HAGERMAN HIGH SCHOOL
150 E Lake St W, Hagerman, ID 83332
TITLE SHEET

Laughlin Ricks Architecture
architecture/planning
134 3RD Ave East, * Twin Falls, Idaho 83301
(208) 736-8050

DATE: 11-13-23
NM — Drawn
RCR — Checked
#23056 — PROJECT #

A0-0

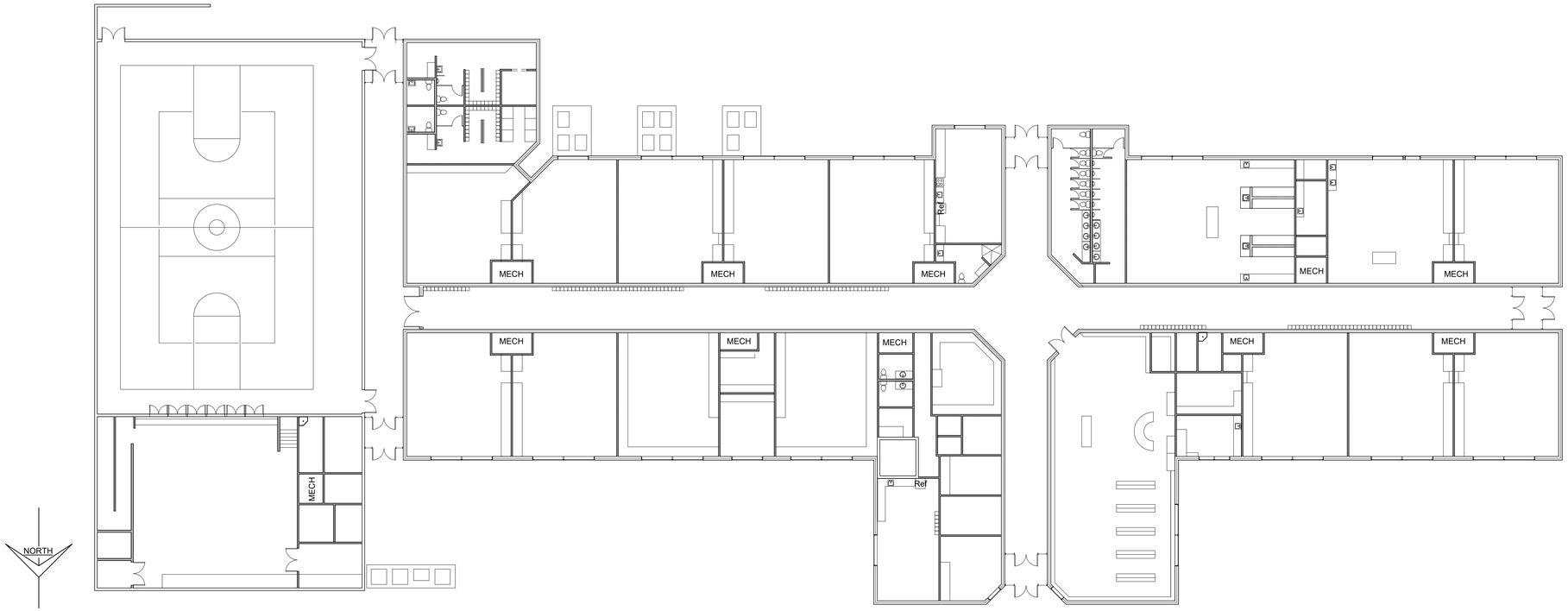

1 OVERALL EXISTING FLOOR PLAN
1/16" = 1'-0"

LICENSED
ARCHITECT
AR-985708

R. COLBY RICKS
STATE OF IDAHO

11-13-23

DATE

MECHANICAL UPGRADES FOR:
HAGERMAN HIGH SCHOOL
150 E Lake St W, Hagerman, ID 83332
OVERALL FLOOR PLAN

Laughlin Ricks Architecture
architecture/planning
134 3RD Ave East, * Twin Falls, Idaho 83301
(208) 736-8050

DATE: 11-13-23

NM — Drawn
RCR — Checked

#23056
PROJECT #

A2-0

NOTE:

MECHANICAL CONTRACTOR TO FIELD VERIFY EXISTING CONDITIONS AND ENSURE THAT NEW EQUIPMENT WILL FIT IN THE EXISTING SPACES PROVIDED PRIOR TO ORDERING NEW EQUIPMENT. CONTRACTOR TO ALSO CONFIRM THE CORRECT PAIRING OF FURNACE AND ASSOCIATED CONDENSING UNIT PRIOR TO WORK.

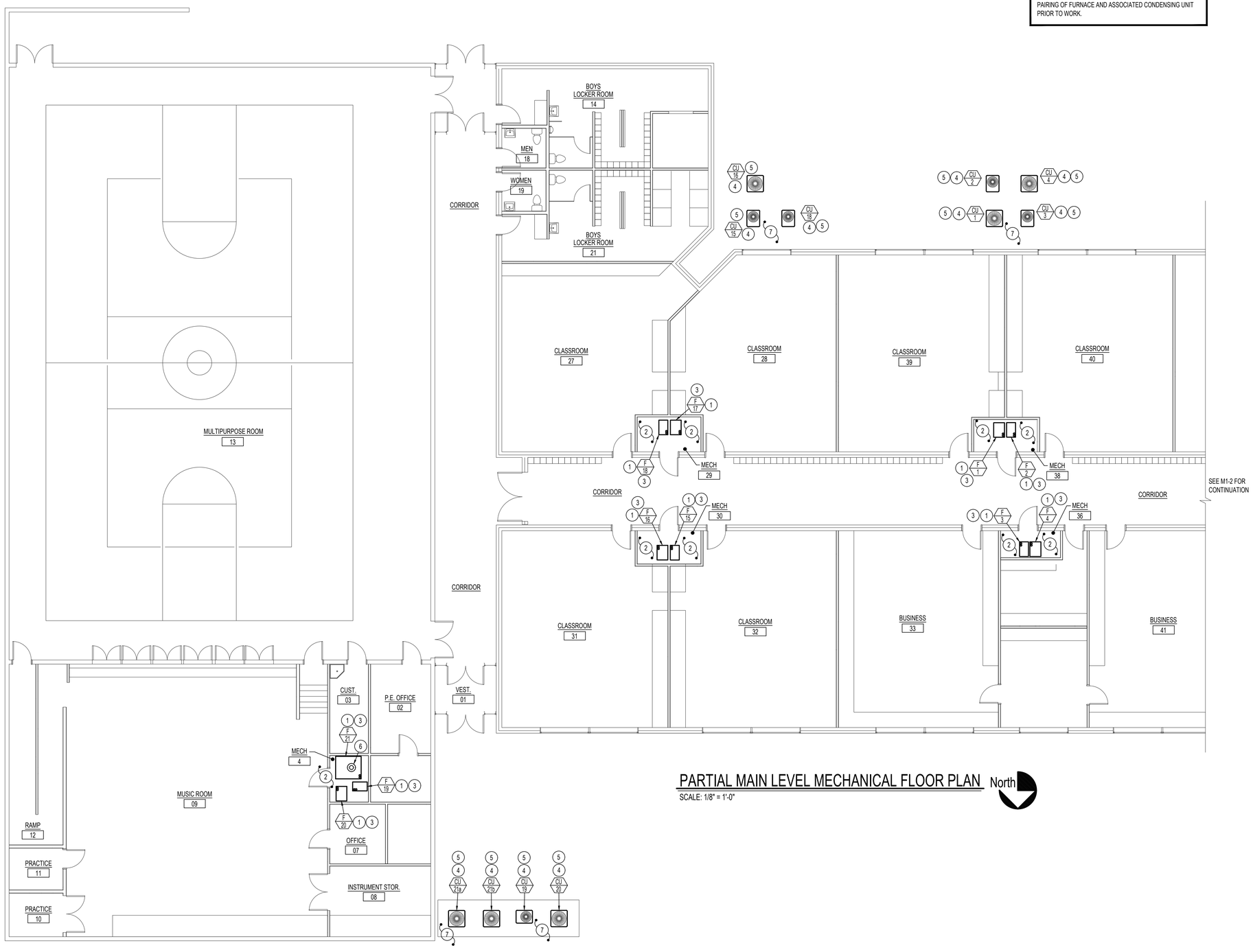

PARTIAL MAIN LEVEL MECHANICAL FLOOR PLAN

SCALE: 1/8" = 1'-0"

PLAN NOTES:

1. REMOVE EXISTING LP GAS FURNACE, DX COOLING COIL, FLEXIBLE SUPPLY DUCT CONNECTION AND CONDENSATE DRAIN PIPING AND REPLACE WITH NEW. MAINTAIN EXISTING FURNACE ELEC. DISCONNECT, CONTROLS AND FLUE CONCENTRIC THRU ROOF AND RECONNECT ALL TO NEW FURNACE SYSTEM. CONTRACTOR TO PROVIDE ANY NECESSARY DUCT MODIFICATIONS TO INSTALL NEW UNIT IN SAME LOCATION AS EXISTING FURNACE.
2. MECHANICAL CONTRACTOR TO VERIFY ALL OUTSIDE AIR DAMPERS, ACTUATORS AND LINKAGE ARE IN WORKING ORDER. REPLACE AND REPAIR ANY BROKEN OR DEFECTIVE EQUIPMENT.
3. CONTRACTOR TO BALANCE NEW FURNACE SYSTEM TO CFM SHOWN ON FURNACE SCHEDULE LOCATED ON SHEET M2-1.
4. DISCONNECT AND REMOVE EXISTING CONDENSING UNIT. MAINTAIN EXISTING ELEC. DISCONNECT AND REFRIGERANT PIPING AND RECONNECT EACH TO NEW CONDENSING UNIT.
5. CONTRACTOR TO VERIFY CONDITION OF EXISTING REFRIGERANT PIPING. IF ANY LEAKS ARE FOUND, REPORT BACK TO ENGINEER OF RECORD BEFORE PROCEEDING WITH WORK ON THIS SYSTEM. CONTRACTOR MUST CLEAN AND PURGE LINES USING RX-11 CLEANING KIT BEFORE NEW R410A REFRIGERANT IS INSTALLED AND NEW CONDENSING UNITS AND COILS ARE CONNECTED. EXISTING LINES MUST HOLD PRESSURE AND DEMONSTRATE INTEGRITY THROUGH-OUT SYSTEM.
6. INSTALL NEW UL LISTED SMOKE DETECTOR IN EXISTING SUPPLY AIR DUCT OF FURNACE F-21 FOR EMERGENCY FAN SHUT-DOWN AND INTERLOCK WITH UNIT.
7. MECHANICAL CONTRACTOR TO INSULATE ALL EXPOSED EXISTING REFRIGERANT PIPING FROM BUILDING TO CONDENSING UNIT. INSULATION TO BE PAINTED WITH 2 COATS OF UV RESISTANT PAINT. REFER TO SPECIFICATIONS.

MECHANICAL LEGEND

SYMBOL	DESCRIPTION
T	ELECTRONIC THERMOSTAT
FC 1	EQUIPMENT SYMBOL
	RECTANGULAR SUPPLY AND RETURN AIR DUCT TAKE-OFF
	TURNING VANES
	DUCT TRANSITION
	INSULATED FLEXIBLE DUCT
	CEILING SUPPLY REGISTER
	CEILING RETURN AIR GRILLE
	CEILING MOUNTED EXHAUST FAN
	VERTICAL GAS FIRED FURNACE
	AIR COOLED CONDENSING UNIT

PROFESSIONAL ENGINEER REGISTERED P-18184 Nov 13, 2023 STATE OF IDAHO DAVID L. HANSEN

Engineered Systems Associates
1355 EAST CENTER
POCATELLO, IDAHO 83201
PHONE: (208) 233-0501
FAX: (208) 233-0529
EMAIL: esa@engsystems.com
ESA JOB NUMBER: 23147

11.13.23

DATE:

HAGERMAN HIGH SCHOOL HVAC REPLACEMENT
150 E LAKE ST W, HAGERMAN, ID 83332

EAST MECHANICAL FLOOR PLAN

Laughlin Ricks Architecture
architecture/planning
134 3RD AVE. E. * Twin Falls, Idaho 83301
(208) 736-8050 Fax: (208) 733-0950

DATE: 11-13-23
SR Drawn
DLH Checked

M1-1

NOTE:

MECHANICAL CONTRACTOR TO FIELD VERIFY EXISTING CONDITIONS AND ENSURE THAT NEW EQUIPMENT WILL FIT IN THE EXISTING SPACES PROVIDED PRIOR TO ORDERING NEW EQUIPMENT. CONTRACTOR TO ALSO CONFIRM THE CORRECT PAIRING OF FURNACE AND ASSOCIATED CONDENSING UNIT PRIOR TO WORK.

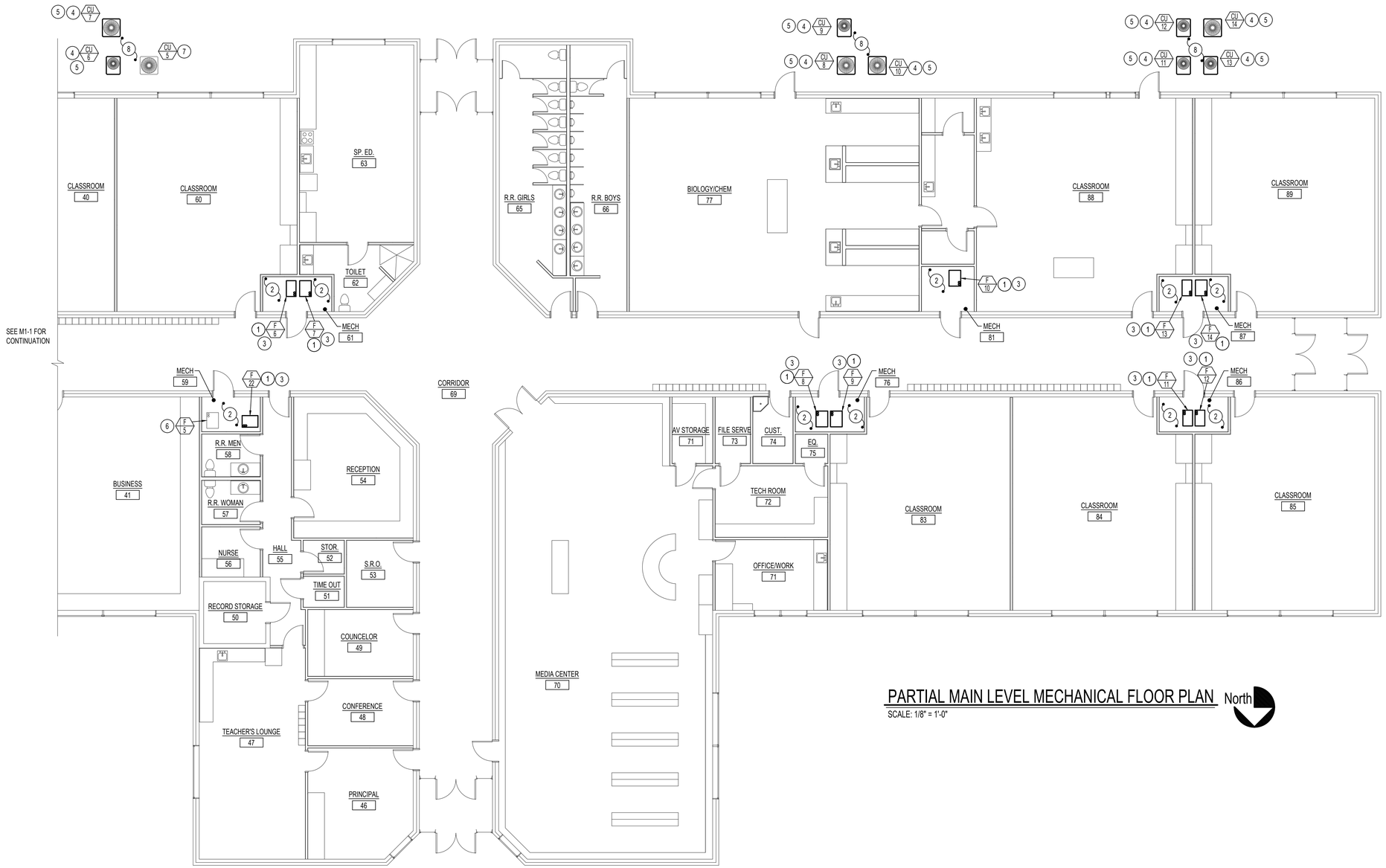

PARTIAL MAIN LEVEL MECHANICAL FLOOR PLAN

SCALE: 1/8" = 1'-0"

North

PLAN NOTES:

1. REMOVE EXISTING LP GAS FURNACE, DX COOLING COIL, FLEXIBLE SUPPLY DUCT CONNECTION AND CONDENSATE DRAIN PIPING AND REPLACE WITH NEW. MAINTAIN EXISTING FURNACE ELEC. DISCONNECT, CONTROLS AND FLUE CONCENTRIC THRU ROOF AND RECONNECT ALL TO NEW FURNACE SYSTEM. CONTRACTOR TO PROVIDE ANY NECESSARY DUCT MODIFICATIONS TO INSTALL NEW UNIT IN SAME LOCATION AS EXISTING FURNACE.
2. MECHANICAL CONTRACTOR TO VERIFY ALL OUTSIDE AIR DAMPERS, ACTUATORS AND LINKAGE ARE IN WORKING ORDER. REPLACE AND REPAIR ANY BROKEN OR DEFECTIVE EQUIPMENT.
3. CONTRACTOR TO BALANCE NEW FURNACE SYSTEM TO CFM SHOWN ON FURNACE SCHEDULE LOCATED ON SHEET M2-1.
4. DISCONNECT AND REMOVE EXISTING CONDENSING UNIT. MAINTAIN EXISTING ELEC. DISCONNECT AND REFRIGERANT PIPING AND RECONNECT EACH TO NEW CONDENSING UNIT.
5. CONTRACTOR TO VERIFY CONDITION OF EXISTING REFRIGERANT PIPING. IF ANY LEAKS ARE FOUND, REPORT BACK TO ENGINEER OF RECORD BEFORE PROCEEDING WITH WORK ON THIS SYSTEM. CONTRACTOR MUST CLEAN AND PURGE LINES USING RX-11 CLEANING KIT BEFORE NEW R410A REFRIGERANT IS INSTALLED AND NEW CONDENSING UNITS AND COILS ARE CONNECTED. EXISTING LINES MUST HOLD PRESSURE AND DEMONSTRATE INTEGRITY THROUGH-OUT SYSTEM.
6. EXISTING FURNACE TO REMAIN. PROTECT DURING CONSTRUCTION.
7. EXISTING CONDENSING UNIT TO REMAIN. PROTECT DURING CONSTRUCTION.
8. MECHANICAL CONTRACTOR TO INSULATE ALL EXPOSED EXISTING REFRIGERANT PIPING FROM BUILDING TO CONDENSING UNIT. INSULATION TO BE PAINTED WITH 2 COATS OF UV RESISTANT PAINT. REFER TO SPECIFICATIONS.

11.13.23

DATE:

HAGERMAN HIGH SCHOOL HVAC REPLACEMENT

150 E LAKE ST W, HAGERMAN, ID 83332

WEST MECHANICAL FLOOR PLAN

Laughlin Ricks Architecture
architecture/planning
134 3RD AVE. E. * Twin Falls, Idaho 83301
(208) 736-8050 Fax: (208) 733-0950

PROFESSIONAL ENGINEER REGISTERED 18184 STATE OF IDAHO DAVID L. HANSEN Nov 13, 2023

Engineered Systems Associates
1355 EAST CENTER
POCATELLO, IDAHO 83201
PHONE: (208) 233-0501
FAX: (208) 233-0529
EMAIL: esa@engsystems.com
ESA JOB NUMBER: 23147

DATE: 11-13-23

SR Drawn | DLH Checked

M1-2

FURNACE AND DX COOLING COIL SCHEDULE

SYM.	TYPE	C.F.M.	SP_E	SPEED	H.P.	CHAR.	WEIGHT	BTUH A.G.A. MIN. INPUT	BTUH A.G.A. MIN. OUTPUT	BTUH A.G.A. MIN. @ ELEV.	COOLING (TONS)	AIR TEMP RISE °F	GAS TYPE	REMARKS
F 1	UPFLOW	1,995	0.6"	HIGH	1	120/60/1	188#	100,000	94,000	83,000	5 TONS	30-60°F	LP	LENNOX MODEL EL296UH135XV60D WITH FULLY CASED R-410A DX COOLING COIL TO MATCH FURNACE & LPG CONVERSION KIT.
F 2	UPFLOW	1,200	0.6"	HIGH	1/2	120/60/1	174#	80,000	74,000	65,000	3 TONS	35-65°F	LP	LENNOX MODEL EL296UH090XV48C WITH FULLY CASED R-410A DX COOLING COIL TO MATCH FURNACE & LPG CONVERSION KIT.
F 3	UPFLOW	1,200	0.6"	HIGH	1/2	120/60/1	174#	80,000	74,000	65,000	3 TONS	35-65°F	LP	LENNOX MODEL EL296UH090XV48C WITH FULLY CASED R-410A DX COOLING COIL TO MATCH FURNACE & LPG CONVERSION KIT.
F 4	UPFLOW	1,600	0.6"	HIGH	3/4	120/60/1	174#	80,000	76,000	67,000	4 TONS	30-60°F	LP	LENNOX MODEL EL296UH110XV60C WITH FULLY CASED R-410A DX COOLING COIL TO MATCH FURNACE & LPG CONVERSION KIT.
F 5 TO REMAIN	UPFLOW	1,995	0.6"	HIGH	1"	120/60/1	145#	100,000	95,000	84,000	5 TONS	35-65°F	LP	YORK MODEL TG9S100C20MP11A WITH FULLY CASED R-410A DX COOLING COIL TO MATCH FURNACE & LPG CONVERSION KIT.
F 6	UPFLOW	1,200	0.6"	HIGH	1/2	120/60/1	174#	80,000	74,000	65,000	3 TONS	35-65°F	LP	LENNOX MODEL EL296UH090XV48C WITH FULLY CASED R-410A DX COOLING COIL TO MATCH FURNACE & LPG CONVERSION KIT.
F 7	UPFLOW	1,995	0.6"	HIGH	1	120/60/1	188#	100,000	94,000	83,000	5 TONS	30-60°F	LP	LENNOX MODEL EL296UH135XV60D WITH FULLY CASED R-410A DX COOLING COIL TO MATCH FURNACE & LPG CONVERSION KIT.
F 8	UPFLOW	1,995	0.6"	HIGH	1	120/60/1	188#	100,000	94,000	83,000	5 TONS	30-60°F	LP	LENNOX MODEL EL296UH135XV60D WITH FULLY CASED R-410A DX COOLING COIL TO MATCH FURNACE & LPG CONVERSION KIT.
F 9	UPFLOW	1,600	0.6"	HIGH	3/4	120/60/1	174#	80,000	76,000	66,000	4 TONS	30-60°F	LP	LENNOX MODEL EL296UH110XV60C WITH FULLY CASED R-410A DX COOLING COIL TO MATCH FURNACE & LPG CONVERSION KIT.
F 10	UPFLOW	1,995	0.6"	HIGH	1	120/60/1	188#	100,000	94,000	83,000	5 TONS	30-60°F	LP	LENNOX MODEL EL296UH135XV60D WITH FULLY CASED R-410A DX COOLING COIL TO MATCH FURNACE & LPG CONVERSION KIT.
F 11	UPFLOW	1,200	0.6"	HIGH	1/2	120/60/1	174#	80,000	74,000	65,000	3 TONS	35-65°F	LP	LENNOX MODEL EL296UH090XV48C WITH FULLY CASED R-410A DX COOLING COIL TO MATCH FURNACE & LPG CONVERSION KIT.
F 12	UPFLOW	1,200	0.6"	HIGH	1/2	120/60/1	174#	80,000	74,000	65,000	3 TONS	35-65°F	LP	LENNOX MODEL EL296UH090XV48C WITH FULLY CASED R-410A DX COOLING COIL TO MATCH FURNACE & LPG CONVERSION KIT.
F 13	UPFLOW	1,200	0.6"	HIGH	1/2	120/60/1	174#	80,000	74,000	65,000	3 TONS	35-65°F	LP	LENNOX MODEL EL296UH090XV48C WITH FULLY CASED R-410A DX COOLING COIL TO MATCH FURNACE, TWINNING KIT, & LPG CONVERSION KIT.
F 14	UPFLOW	1,600	0.6"	HIGH	3/4	120/60/1	174#	80,000	76,000	66,000	4 TONS	30-60°F	LP	LENNOX MODEL EL296UH110XV60C WITH FULLY CASED R-410A DX COOLING COIL TO MATCH FURNACE, TWINNING KIT & LPG CONVERSION KIT.
F 15	UPFLOW	1,200	0.6"	HIGH	1/2	120/60/1	174#	80,000	74,000	66,000	3 TONS	35-65°F	LP	LENNOX MODEL EL296UH090XV48C WITH FULLY CASED R-410A DX COOLING COIL TO MATCH FURNACE & LPG CONVERSION KIT.
F 16	UPFLOW	1,600	0.6"	HIGH	3/4	120/60/1	174#	80,000	76,000	67,000	4 TONS	30-60°F	LP	LENNOX MODEL EL296UH110XV60C WITH FULLY CASED R-410A DX COOLING COIL TO MATCH FURNACE & LPG CONVERSION KIT.
F 17	UPFLOW	1,995	0.6"	HIGH	1	120/60/1	188#	100,000	94,000	83,000	5 TONS	30-60°F	LP	LENNOX MODEL EL296UH135XV60D WITH FULLY CASED R-410A DX COOLING COIL TO MATCH FURNACE & LPG CONVERSION KIT.
F 18	UPFLOW	1,200	0.6"	HIGH	1/2	120/60/1	174#	80,000	74,000	65,000	3 TONS	35-65°F	LP	LENNOX MODEL EL296UH090XV48C WITH FULLY CASED R-410A DX COOLING COIL TO MATCH FURNACE & LPG CONVERSION KIT.
F 19	UPFLOW	1,200	0.6"	HIGH	1/2	120/60/1	174#	80,000	74,000	65,000	3 TONS	35-65°F	LP	LENNOX MODEL EL296UH090XV48C WITH FULLY CASED R-410A DX COOLING COIL TO MATCH FURNACE & LPG CONVERSION KIT.
F 20	UPFLOW	1,995	0.6"	HIGH	1	120/60/1	188#	100,000	94,000	83,000	5 TONS	30-60°F	LP	LENNOX MODEL EL296UH135XV60D WITH FULLY CASED R-410A DX COOLING COIL TO MATCH FURNACE & LPG CONVERSION KIT.
* F 21	UPFLOW	4,000	1"	HIGH	3/4	230/60/1	464#	400,000	324,000	285,000	10 TONS	45-60°F	NAT	REZNOR MODEL CAUA-400 UPFLOW, 2" FILTER 2 STAGE GAS, VENT KIT
F 22	UPFLOW	1,995	0.6"	HIGH	1	120/60/1	188#	100,000	94,000	83,000	5 TONS	30-60°F	NAT	LENNOX MODEL EL296UH135XV60D WITH FULLY CASED R-410A DX COOLING COIL TO MATCH FURNACE & LPG CONVERSION KIT.

* UNIT OVER 2,000 CFM REQUIRES UL LISTED SMOKE DETECTOR FOR EMERGENCY FAN SHUT-DOWN. SEE PLAN NOTES AND MECH. FLOOR PLANS.

CONDENSING UNIT SCHEDULE

SYM.	BTU	EAT	CHAR.	MCA	MOCP	SEER	REFR.	WEIGHT	REMARKS
CU 1	54,000	95°F	208/60/3	21.3	35	14	R-410A	220 LB	LENNOX MODEL TSA048S4. WITH LOW AMBIENT START KIT AND HAIL GUARDS.
CU 2	36,000	95°F	208/60/3	14.2	20	14	R-410A	135 LB	LENNOX MODEL TSA036S4. WITH LOW AMBIENT START KIT AND HAIL GUARDS.
CU 3	36,000	95°F	208/60/3	14.2	20	14	R-410A	135 LB	LENNOX MODEL TSA036S4. WITH LOW AMBIENT START KIT AND HAIL GUARDS.
CU 4	48,000	95°F	208/60/3	18.8	30	14	R-410A	195 LB	LENNOX MODEL TSA048S4. WITH LOW AMBIENT START KIT AND HAIL GUARDS.
CU 5	60,000	95°F	208/60/3	21.5	35	13	R-410A	301 LB	DAIKIN MODEL DX13SA0603AB WITH LOW AMBIENT START KIT. EXISTING TO REMAIN.
CU 6	36,000	95°F	208/60/3	14.2	20	14	R-410A	135 LB	LENNOX MODEL TSA036S4. WITH LOW AMBIENT START KIT AND HAIL GUARDS.
CU 7	54,000	95°F	208/60/3	21.3	35	14	R-410A	220 LB	LENNOX MODEL TSA048S4. WITH LOW AMBIENT START KIT AND HAIL GUARDS.
CU 8	54,000	95°F	208/60/3	21.3	35	14	R-410A	220 LB	LENNOX MODEL TSA048S4. WITH LOW AMBIENT START KIT AND HAIL GUARDS.
CU 9	48,000	95°F	208/60/3	18.8	30	14	R-410A	195 LB	LENNOX MODEL TSA048S4. WITH LOW AMBIENT START KIT AND HAIL GUARDS.
CU 10	54,000	95°F	208/60/3	21.3	35	14	R-410A	220 LB	LENNOX MODEL TSA048S4. WITH LOW AMBIENT START KIT AND HAIL GUARDS.
CU 11	36,000	95°F	208/60/3	14.2	20	14	R-410A	135 LB	LENNOX MODEL TSA036S4. WITH LOW AMBIENT START KIT AND HAIL GUARDS.
CU 12	36,000	95°F	208/60/3	14.2	20	14	R-410A	135 LB	LENNOX MODEL TSA036S4. WITH LOW AMBIENT START KIT AND HAIL GUARDS.
CU 13	36,000	95°F	208/60/3	14.2	20	14	R-410A	135 LB	LENNOX MODEL TSA036S4. WITH LOW AMBIENT START KIT AND HAIL GUARDS.
CU 14	48,000	95°F	208/60/3	18.8	30	14	R-410A	195 LB	LENNOX MODEL TSA048S4. WITH LOW AMBIENT START KIT AND HAIL GUARDS.
CU 15	36,000	95°F	208/60/3	14.2	20	14	R-410A	135 LB	LENNOX MODEL TSA036S4. WITH LOW AMBIENT START KIT AND HAIL GUARDS.
CU 16	48,000	95°F	208/60/3	18.8	30	14	R-410A	195 LB	LENNOX MODEL TSA048S4. WITH LOW AMBIENT START KIT AND HAIL GUARDS.
CU 18	36,000	95°F	208/60/3	14.2	20	14	R-410A	135 LB	LENNOX MODEL TSA036S4. WITH LOW AMBIENT START KIT AND HAIL GUARDS.
CU 19	36,000	95°F	208/60/3	14.2	20	14	R-410A	135 LB	LENNOX MODEL TSA036S4. WITH LOW AMBIENT START KIT AND HAIL GUARDS.
CU 20	54,000	95°F	208/60/3	21.3	35	14	R-410A	220 LB	LENNOX MODEL TSA048S4. WITH LOW AMBIENT START KIT AND HAIL GUARDS.
CU 21a	54,000	95°F	208/60/3	21.3	35	14	R-410A	220 LB	LENNOX MODEL TSA048S4. WITH LOW AMBIENT START KIT AND HAIL GUARDS.
CU 21b	54,000	95°F	208/60/3	21.3	35	14	R-410A	220 LB	LENNOX MODEL TSA048S4. WITH LOW AMBIENT START KIT AND HAIL GUARDS.

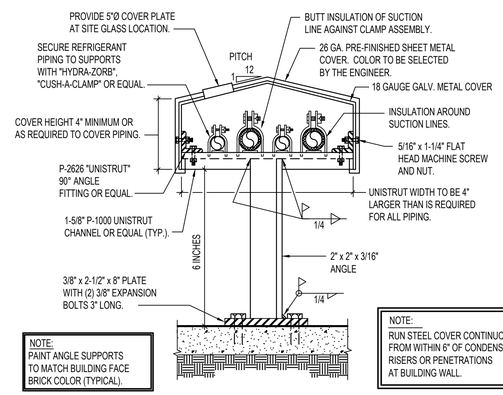

REFRIGERANT PIPE COVER DETAIL

NO SCALE (ADD ALTERNATE #1)

PROFESSIONAL ENGINEER
REGISTERED
P-18184
Nov 13, 2023
STATE OF IDAHO
DAVID L. HANSEN

Engineered Systems Associates
1355 EAST CENTER
POCATELLO, IDAHO 83201
PHONE: (208) 233-0501
FAX: (208) 233-0529
EMAIL: esa@engsystems.com
ESA JOB NUMBER: 23147

11.13.23

DATE: 1. 2. 3. 4.

HAGERMAN HIGH SCHOOL HVAC REPLACEMENT
150 E LAKE ST W, HAGERMAN, ID 83332
MECHANICAL SCHEDULES

Laughlin Ricks Architecture
architecture/planning
134 3RD AVE. E. * Twin Falls, Idaho 83301
(208) 736-8050 Fax: (208) 733-0950

DATE: 11-13-23
SR Drawn
DLH Checked

M2-1